

Sublease Available

SOUTH LAKE UNION



CONTACT

Michael Finch
206.757.8895
michaelfinch@centurypacificlp.com

25,124 SF
1000 Denny Way
Seattle, WA

**CENTURY
PACIFIC**

CenturyPacific, LLLP
1201 Third Avenue, Suite 1680
Seattle, Washington 98101
CenturyPacificLP.com

OVERVIEW: 25,124 SF office space in premier SLU location.

RENT: \$15.00/SF full-service.

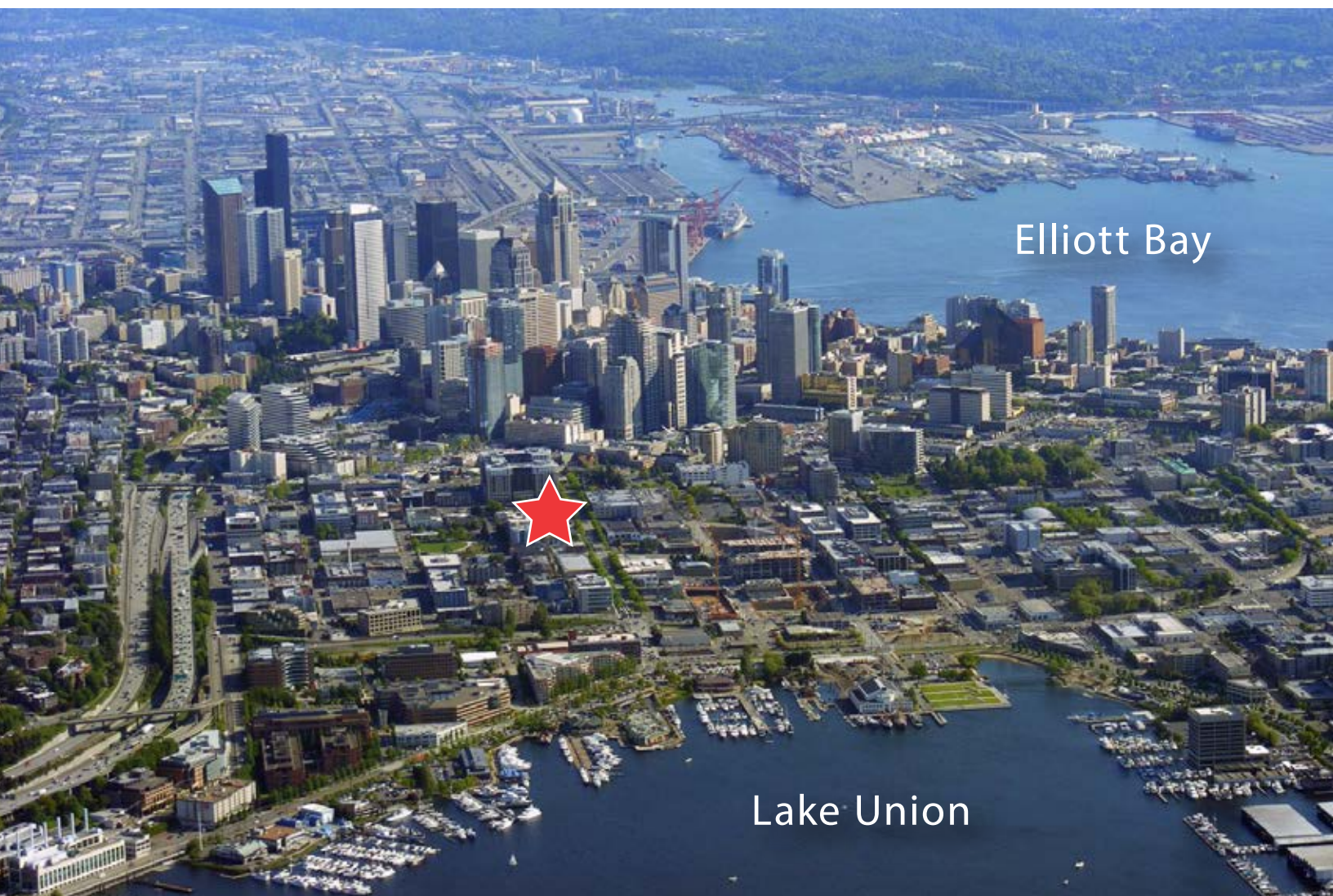
CONDITION: Space is move-in ready and offered "as-is". Furniture can be made available.

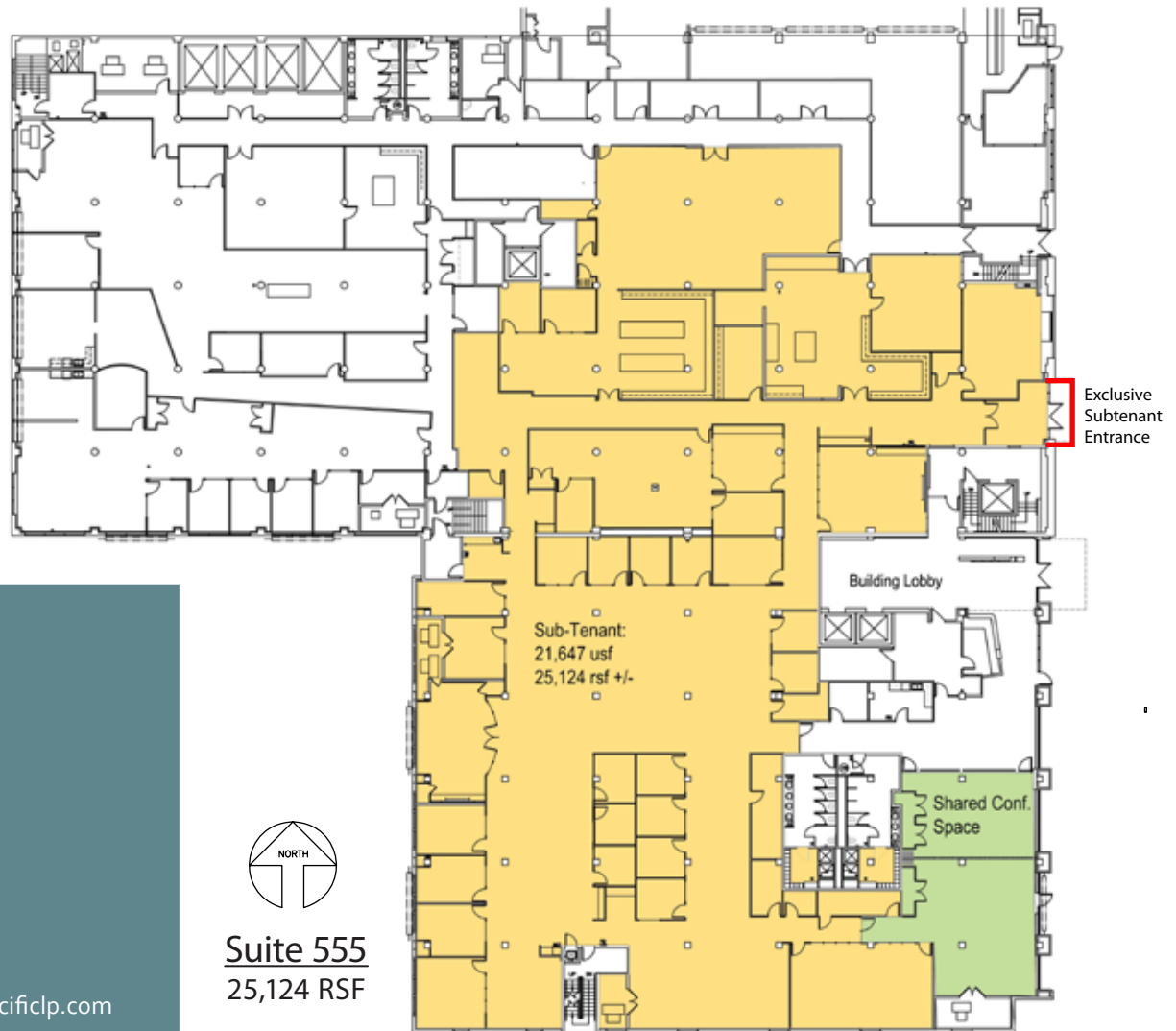
OCCUPANCY/TERM: Available immediately. Term through 1/31/2021.

LOCATION: In the heart of SLU, with easy access to downtown, Capitol Hill, U-District & Fremont. Excellent walk-ability and bike-ability.

PARKING, AMENITIES: Exclusive building entrance, convenient parking [1:1,000], excellent dining, shopping and recreation options within walking distance.

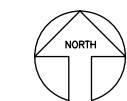
TRANSPORTATION: Ready access to I-5, 520, I-90 & Highway 99.





CONTACT

Michael Finch
206.757.8895
michaelfinch@centurypacificlp.com



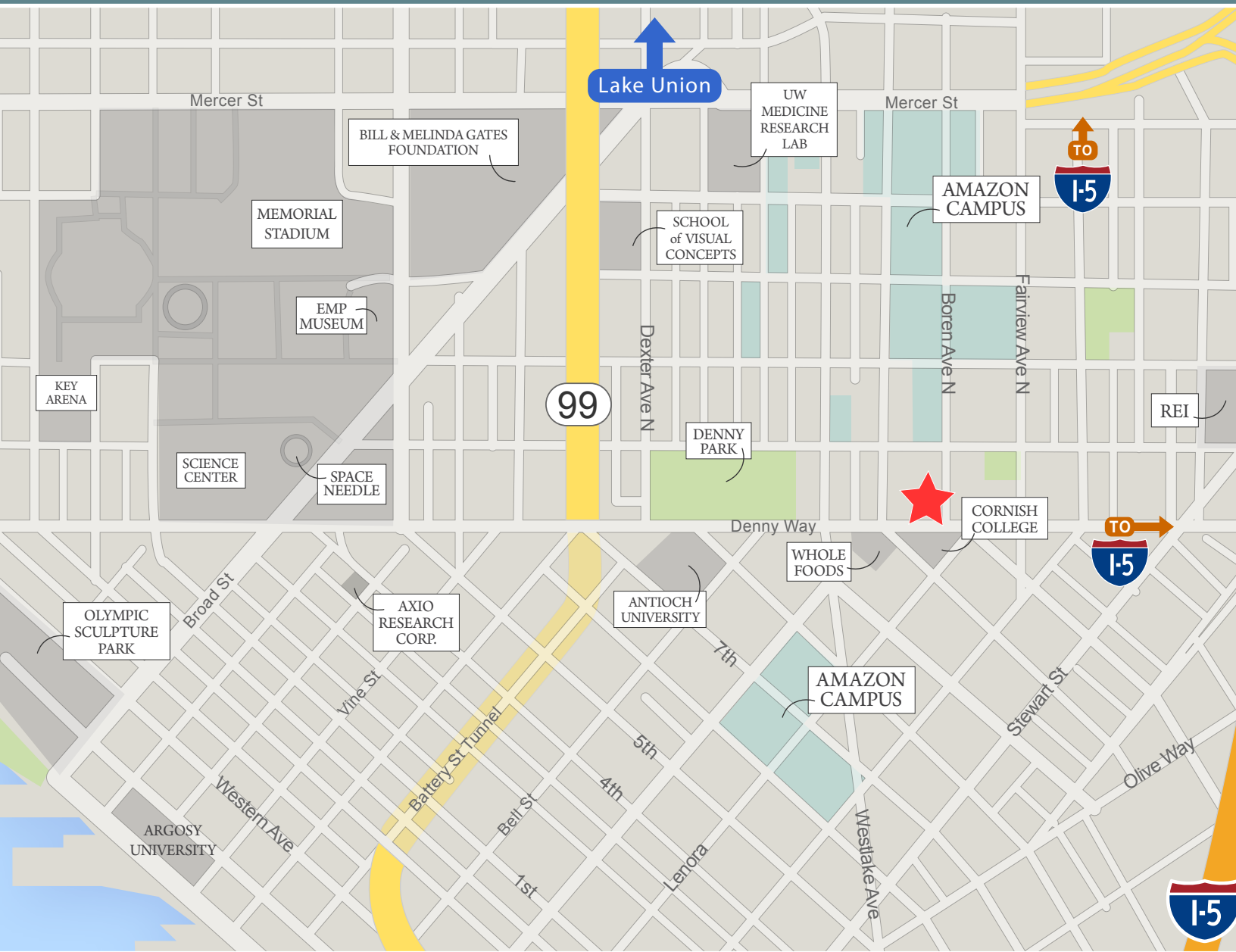
Suite 555
25,124 RSF

**CENTURY
PACIFIC**

CenturyPacifc, LLLP
1201 Third Avenue, Suite 1680
Seattle, Washington 98101
CenturyPacifcLP.com

Available for Sublease

1000 Denny Way



CONTACT

Michael Finch
206.757.8895
michaelfinch@centurypacificlp.com

Walk Score

98

Walker's Paradise:

Daily errands do not require a car.

Transit Score

100

Rider's Paradise:

World-class public transportation.

Bike Score

79

Very Bikable:

Mostly flat, excellent bike lanes.

*www.walkscore.com

**CENTURY
PACIFIC**

CenturyPacific, LLLP
1201 Third Avenue, Suite 1680
Seattle, Washington 98101
CenturyPacificLP.com